










Tree	 <p>Brachychiton rupestris QUEENSLAND BOTTLE TREE</p>
Description	<p>This is a small to medium sized tree with a characteristic bulbous trunk which gives rise to the common 'bottle tree' name. Leaves are about 100 mm long and may have entire margins or be deeply lobed. The bell-shaped flowers are followed by seed capsules which contain many large seeds.</p>
Foliage	<p> Evergreen</p>
Form	<p> Broad-domed</p>
Mature Size	<p>15 x 5m</p>
Uses	<p>A magnificent looking tree for lawns or large parks and gardens. Does require a large space as this tree can grow quite large.</p>
Position & Soil	<p>This is a slow growing tree. The bottle shaped trunk may start to be noticeable at around 5-8 years of age. It tolerates a range of soils. Propagation from seed is relatively easy without any pretreatment. The seeds are surrounded in the capsule by irritant hairs and are best collected using gloves.</p>
Features	<ul style="list-style-type: none">  Large  Evergreen  Broad-domed  Feature Bark  Feature Flower  Native
Pot sizes in production	<ul style="list-style-type: none"> • 40cm/27L (1.2-1.5m) • 200L (2.8-3.5m)
Substitutes	

strongly recommended that users enquire about product availability independently of this source.