

















<p>Tree</p>	 <p>Elaeocarpus reticulatus 'Dark Pink Elly' </p> <p>DARK PINK ELLY BLUEBERRY ASH</p>
<p>Description</p>	<p>Elaeocarpus reticulatus also known as Blueberry Ash, is a strikingly beautiful native tree producing masses of white and sometimes pinkish flowers. This new variety is a narrow-growing form suitable for screening or as a feature tree in a tight space.</p>
<p>Foliage</p>	<p> Evergreen</p>
<p>Form</p>	<p> Fastigate</p>
<p>Mature Size</p>	<p>4 x 1.5m</p>
<p>Uses</p>	<p>As this species grows half the size of normal Blueberry Ash, it appears to be a clever inclusion for designs that require full foliage cover with mass flowering in a compact space. Great for screens and hedges.</p>
<p>Position & Soil</p>	<p>Works best in a humus rich soil, in a sunny position.</p>
<p>Features</p>	<ul style="list-style-type: none">  Small  Evergreen  Fastigate  Bird Attracting  Coastal  Feature Flower  Formal Screening  Hedging  Informal Screening  Native  Signature Trees  Specimen
<p>Pot sizes in production</p>	

Substitutes	
--------------------	--

Disclaimer: The material contained on the Speciality Trees website is for general information only. Although much care has been taken to provide the information on its website, Speciality Trees does not warrant the accuracy, completeness or currency of this information and its suitability to your needs. All material listed on the Speciality Trees website, its associated links and product sheets are varieties either ready for sale or in production. This is an information source and not confirmation of availability. It is strongly recommended that users enquire about product availability independently of this source.