











Eucalyptus pauciflora subsp. niphophila

SNOW GUM TREE

Tree	
Description	Tree or mallee Snow Gum growing anywhere from 5-20m tall in ideal conditions. Its bark is extremely ornamental being smooth and patchy, white, grey or red in colour, shedding in ribbons. Branches are twisted and juvenile leaves are a dull grey-green to glaucous, turning more green and glossy as they mature.
Foliage	 Evergreen
Form	 Round
Mature Size	5-20m x 5m
Uses	This tree is great as a feature tree for form and colour. It is suitable for windbreaks. It has a spreading, open canopy suitable for paddocks and open spaces.
Position & Soil	Thrives in full sun to partial shade in a well-drained, well mulched soil, including rocky or sandy soils, but is adaptable to loam and some clay. Avoid waterlogged soils. This tree is native to the subalpine habitats of eastern Australia so it has a high tolerance to cold, frost, and snow.
Features	 Large  Evergreen  Round  Feature Bark  Native  Shade Tree

Pot sizes in production	
Substitutes	

Disclaimer: The material contained on the Speciality Trees website is for general information only. Although much care has been taken to provide the information on its website, Speciality Trees does not warrant the accuracy, completeness or currency of this information and its suitability to your needs. All material listed on the Speciality Trees website, its associated links and product sheets are varieties either ready for sale or in production. This is an information source and not confirmation of availability. It is strongly recommended that users enquire about product availability independently of this source.