




<b>Tree</b>	 <p><b>Fagus sylvatica</b>        EUROPEAN BEECH, COMMON BEECH</p>
<b>Description</b>	<p>Considered a stately tree grown for form and foliage, European Beech produce solid smooth-barked silver-grey trunks, broad rounded crowns, toothed oval leaves and branches down to ground level. They also produce small flower clusters in spring. Autumn colour is spectacular.</p>
<b>Foliage</b>	<p> Deciduous</p>
<b>Form</b>	<p> Horizontal Branching</p>
<b>Mature Size</b>	<p>20 x 10m</p>
<b>Uses</b>	<p>A great feature tree on its own or it can be pleached and/or clipped to form a hedge.</p>
<b>Position &amp; Soil</b>	<p>They grow best in deep, fertile, moist, well-drained soil in a sunny position. They are surface-rooting trees, and the selected planting site should be in a sheltered spot. Trim lightly to allow the natural shape to develop.</p>
<b>Features</b>	<ul style="list-style-type: none"> <li> Giant</li> <li> Deciduous</li> <li> Horizontal Branching</li> <li> Shade Tree</li> <li> Specimen</li> </ul>
<b>Pot sizes in production</b>	
<b>Substitutes</b>	<ul style="list-style-type: none"> <li>• Carpinus betulus</li> <li>• Carpinus betulus 'Fastigiata'</li> </ul>

Disclaimer: The material contained on the Speciality Trees website is for general information only. Although much care has been taken to provide the information on its website, Speciality Trees does not warrant the accuracy, completeness or currency of this information and its suitability to your needs. All material listed on the Speciality Trees website, its associated links and product sheets are varieties either ready for sale or in production. This is an information source and not confirmation of availability. It is strongly recommended that users enquire about product availability independently of this source.