










<b>Tree</b>	 <p><b>Grevillea fililoba 'Ellendale'</b></p>
<b>Description</b>	This species is a small shrub with long narrow leaves divided into narrow segments. Flowers occur in clusters at the ends of branches and are seen in winter and spring. The flower colour is bright red with a cream or yellow end.
<b>Foliage</b>	 Evergreen
<b>Form</b>	 Round
<b>Mature Size</b>	1.5 x 2m
<b>Uses</b>	Makes an interesting addition to any garden for contrast or use as an informal hedge or screen. Bird attracting.
<b>Position &amp; Soil</b>	It is known to be hardy in a range of conditions. It is best grown in well drained soils in full sun. The species tolerates at least moderate frost and fertilisers containing phosphorus are best avoided.
<b>Features</b>	<ul style="list-style-type: none"> <li> Small</li> <li> Evergreen</li> <li> Round</li> <li> Feature Foliage</li> <li> Formal Screening</li> <li> Native</li> </ul>
<b>Pot sizes in production</b>	
<b>Substitutes</b>	

Disclaimer: The material contained on the Speciality Trees website is for general information only. Although much care has been taken to provide the information on its website, Speciality Trees does not warrant the accuracy, completeness or currency of this information and its suitability to your needs. All material listed on the Speciality Trees website, its associated links and product sheets are varieties either ready for sale or in production. This is an information source and not confirmation of availability. It is strongly recommended that users enquire about product availability independently of this source.