








<p>Tree</p>	 <p>Ulmus glabra 'Camperdownii' (Weeping Standard)'</p> <p>WEeping ELM</p>
<p>Description</p>	<p>This tree is a grafted standard form of Elm. It has large elliptical leaves which are slightly serrated at the edges and turn yellow in autumn. The tree forms a lovely weeping habit that falls all the way to the ground.</p>
<p>Foliage</p>	<p> Deciduous</p>
<p>Form</p>	<p> Weeping</p>
<p>Mature Size</p>	<p>1.5-1.8m graft</p>
<p>Uses</p>	<p>Ideal as a specimen tree for parks and gardens. Great for smaller gardens.</p>
<p>Position & Soil</p>	<p>Prefers a moist, well drained soil. Slightly acid to slightly alkaline soil is best. Prefers full sun. Good tolerance to air pollution.</p>
<p>Features</p>	<p> Deciduous  Weeping  Small  Specimen</p>
<p>Pot sizes in production</p>	<p>• 50cm/52L (1.5-1.8m graft)</p>
<p>Substitutes</p>	<ul style="list-style-type: none"> • Acer palmatum 'Dissectum (weeping standard)' • Acer palmatum 'Dissectum Omurayama (weeping standard)' • Acer palmatum 'Dissectum Ornatum Bronze (weeping standard)' • Acer palmatum 'Dissectum Shidare (weeping standard)' • Acer palmatum 'Dissectum Viridis (Weeping Standard)' • Acer palmatum 'Dissectum atropurpureum (weeping standard)' • Betula pendula 'Youngii'

Disclaimer: The material contained on the Speciality Trees website is for general information only. Although much care has been taken to provide the information on its website, Speciality Trees does not warrant the accuracy, completeness or currency of this information and its suitability to your needs. All material listed on the Speciality Trees website, its associated links and product sheets are varieties either ready for sale or in production. This is an information source and not confirmation of availability. It is strongly recommended that users enquire about product availability independently of this source.